




AB Bank Limited  
Profit and Loss Account  
For the year ended 31 December 2009


	Notes	2009 Taka	2008 Taka
<b>OPERATING INCOME</b>			
Interest income	20	9,047,169,208	7,366,847,213
Interest paid on deposits and borrowings, etc.	21	(6,139,114,501)	(5,332,444,075)
Net interest income		2,908,054,707	2,034,403,138
Investment income	22	2,923,537,225	2,152,888,463
Commission, exchange and brokerage	23	2,266,125,144	1,759,019,171
Other operating income	24	170,873,499	206,424,306
		<u>5,360,535,869</u>	<u>4,118,331,939</u>
Total operating income (a)		<u>8,268,590,576</u>	<u>6,152,735,077</u>
<b>OPERATING EXPENSES</b>			
Salary and allowances	25	1,199,231,589	1,008,675,512
Rent, taxes, insurance, electricity, etc.	26	229,913,457	173,906,367
Legal expenses	27	3,960,205	4,409,340
Postage, stamps, telecommunication, etc.	28	84,377,528	57,105,073
Stationery, printing, advertisement, etc.	29	120,563,379	64,989,223
Chief executive's salary and fees		8,484,960	7,341,452
Directors' fees	30	2,374,492	2,378,949
Auditors' fees	31	2,209,962	1,562,100
Charges on loan losses		-	-
Depreciation and repairs of Bank's assets	32	202,771,852	154,558,663
Other expenses	33	612,306,896	379,420,244
Total operating expenses (b)		<u>2,466,194,319</u>	<u>1,854,346,922</u>
Profit before provision (c = a-b)		5,802,396,257	4,298,388,155
Provision against loans and advances	34	436,600,000	281,266,515
Provision for diminution in value of investments	35	-	117,153,000
Other provisions	36	160,900,000	299,347,000
Total provision (d)		<u>597,500,000</u>	<u>697,766,515</u>
Profit before taxation (c-d)		5,204,896,257	3,600,621,640
Provision for taxation		1,842,340,256	1,300,000,000
Current tax	13.2	1,714,216,590	1,381,655,684
Deferred tax	13.3	128,123,666	(81,655,684)
Net profit after taxation		<u>3,362,556,000</u>	<u>2,300,621,640</u>
Appropriations			
Statutory reserve	37	1,031,118,234	720,124,328
General reserve		-	-
Dividends, etc.		-	-
		<u>1,031,118,234</u>	<u>720,124,328</u>
Retained surplus		<u>2,331,437,766</u>	<u>1,580,497,312</u>
Earnings Per Share (EPS)	38	131.13	89.72

The annexed notes form an integral part of the Profit and Loss Account.


  
**Chairman**  
M. Wahidul Haque

  
**Director**  
Feroz Ahmed

  
**Director**  
Syed Afzal Hasan Uddin

  
**Managing Director**  
Kaiser A. Chowdhury

This is the Profit and Loss Account referred to in our report of even date.

  
**ACNABIN**  
Chartered Accountants

Dhaka,  
29 April 2010