





AB Bank Limited  
Statement of Changes in Equity  
For the year ended 31 December 2009


| Particulars  | Paid-up capital | Statutory reserve | General reserve | Assets revaluation reserve | Investment revaluation reserve | Retained earnings | Total          |
|--|-----------------|-------------------|-----------------|----------------------------|--------------------------------|-------------------|----------------|
| Balance at 01 January 2009   | 2,229,785,400   | 2,066,121,258     | 42,199,200      | 585,011,810                | 9,618,239                      | 1,789,769,440     | 6,722,505,347  |
| Effects of changes in accounting policy                            | -               | -                 | -               | -                          | -                              | -                 | -              |
| Bonus for 2008:  |                 |                   |                 |                            |                                |                   |                |
| 15 % Cash Dividend   | -               | -                 | -               | -                          | -                              | (334,467,810)     | (334,467,810)  |
| 15% Stock Dividend   | 334,467,800     | -                 | -               | -                          | -                              | (334,467,800)     | -              |
| Mumbai retained earnings   | -               | -                 | -               | -                          | -                              | 89,697,538        | 89,697,538     |
| Restated Balance   | 2,564,253,200   | 2,066,121,258     | 42,199,200      | 585,011,810                | 9,618,239                      | 1,210,531,368     | 6,477,735,075  |
| Surplus/deficit on account of revaluation of properties            | -               | -                 | -               | (16,886,057)               | -                              | -                 | (16,886,057)   |
| Surplus/deficit on account of revaluation of investments           | -               | -                 | -               | -                          | 258,844,781                    | -                 | 258,844,781    |
| Currency translation differences                                   | -               | -                 | -               | -                          | -                              | -                 | -              |
| Net gains and losses not recognised in the Profit and Loss Account | -               | -                 | -               | -                          | -                              | -                 | -              |
| Net profit after taxation for the year                             | -               | -                 | -               | -                          | -                              | 3,362,556,000     | 3,362,556,000  |
| Transfer to statutory reserve                                      |                 |                   |                 |                            |                                |                   |                |
| In Bangladesh  | -               | 1,015,481,388     | -               | -                          | -                              | (1,015,481,388)   | -              |
| Outside Bangladesh - ABBL, Mumbai Branch                           | -               | 15,636,846        | -               | -                          | -                              | (15,636,846)      | -              |
| Transfer to general and other reserves                             |                 |                   |                 |                            |                                |                   |                |
| In Bangladesh  | -               | -                 | -               | -                          | -                              | -                 | -              |
| Outside Bangladesh - ABBL, Mumbai Branch                           | -               | -                 | -               | -                          | -                              | -                 | -              |
| Adjustment for Foreign Exchange Rate Fluctuation                   | -               | 3,966,600         | -               | -                          | -                              | -                 | 3,966,600      |
| Addition to investment fluctuation reserve - ABBL, Mumbai Branch   | -               | -                 | -               | -                          | 306,532                        | -                 | 306,532        |
| Issue of share capital   | -               | -                 | -               | -                          | -                              | -                 | -              |
| Balance at 31 December 2009  | 2,564,253,200   | 3,101,206,092     | 42,199,200      | 568,125,753                | 268,769,552                    | 3,541,969,135     | 10,086,522,932 |

  
**Chairman**  
**M. Wahidul Haque**

  
**Director**  
**Feroz Ahmed**

  
**Director**  
**Syed Afzal Hasan Uddin**

  
**Managing Director**  
**Kaiser A. Chowdhury**

  
**ACNABIN**  
**Chartered Accountants**

This is the Statement of Changes in Equity referred to in our report of even date.

Dhaka,  
29 April 2010